

Back to school is here!

Grades 6–8

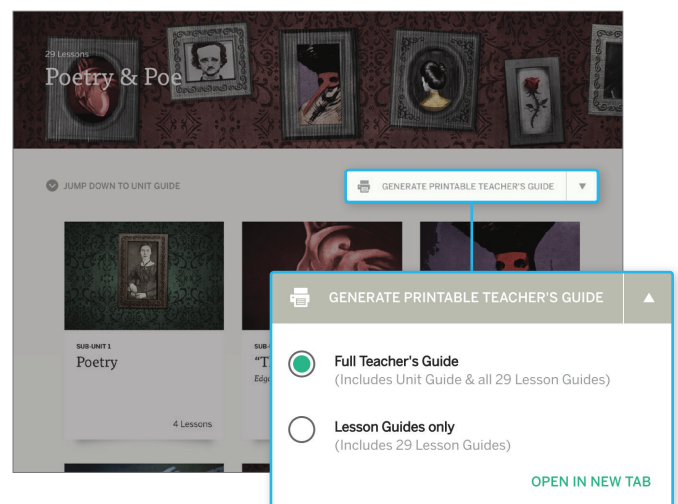
Back to school 2018 is here! This document will outline the changes you need to be aware of to be successful with the 2018 version of Amplify ELA.

Improved teacher's resources

Download Teacher's Guides

You can now download the Teacher's Guide as a PDF file, giving you the ability to print or access this resource offline.

The Teacher's Guides contain helpful information, including all unit overview documents, complete lesson guides, standards alignment, differentiation strategies, and more.



Updated Unit Guide experience

All unit overview documents (“Unit Guide”) are now easier to find and are located just below the list of sub-units on each unit page. Materials have been grouped into two sections, “Planning for the Unit” and “Teacher References”, and can now be viewed directly on the curriculum website with no need to download each document (though the option to download a PDF is still available).

A Printable Resources section has also been added along the right side of the page for easy download access to common print materials.

Planning for the Unit	Printable Resources
<ul style="list-style-type: none"> Unit Overview Reading and Writing Assignments Unit Summative Assessments Apps in This Unit 	<ul style="list-style-type: none"> Amplify ELA Unplugged Lessons, Unit 7D: Poetry & Poe Unit 7D Solo Activities Unit 7D Solo Answer Key Flex Day Activities Guide Flex Day Activities Guide - CCSS Grammar Pacing Guide Grammar Pacing Guide - CCSS Mastering Conventions - One Mastering Conventions - Two Mastering Conventions - Three
<ul style="list-style-type: none"> Lesson at a Glance Compilation Lesson Standards Vocabulary Additional Reading Opportunities 	

Lesson at A Glance

The Lesson At a Glance from the Unit Guide shows you the learning objectives for each lesson.

Lesson at a Glance Compilation

OPEN PRINTABLE LESSON AT A GLANCE COMPILATION

The Lesson at a Glance is a broad outline of the sequence of activities in the lesson. For each activity, the Lesson at a Glance calls out the activity title, the activity, and the activity's purpose. Teachers use this information to understand instruction moments.

For a more detailed view of the Lesson at a Glance, the Lesson at a Glance page provides a detailed view of the Lesson at a Glance.

Sub-unit 1

Lesson 1: Seeing Silence

ACTIVITY

Vocabulary Activities

1

Present: Download the Unit Texts (3 min)

Students download the core texts for the unit so they will have access to the texts if they lose connectivity during class or do not have

CLASS

Reading & Writing Assignments

The Reading and Writing Assignments from the Unit Guide clearly outlines each lesson's reading and writing exercises for quick reference.

Reading and Writing Assignments

OPEN PRINTABLE READING AND WRITING ASSIGNMENTS

(4 LESSONS)

Lesson	Reading	Writing
1: Seeing Silence	"The White Horse;"	
2: "His notice sudden is..."	Solo: "A narrow fellow in the grass;"	
3: "And zero at the bone"	"A narrow fellow in the grass;" Solo: "The Tell-Tale Heart" (1-10) EXTRA: "Chicago"	In what ways do the images in the poem make snakes seem not scary? In what ways do images in the poem make snakes seem scary? Why might Dickinson have included both types of images? Use

Lesson Standards

The Lesson Standards from the Unit Guide provides a list of the skills and standards addressed in each lesson within the unit.

Lesson Standards

OPEN PRINTABLE LESSON STANDARDS

Here you will find a list of the Skills and Standards addressed within the unit.

Amplify identifies lesson skills from a set of essential literacy skills that the teacher can focus instruction, track student progress, and use data with instructional solutions that will accelerate progress for students every day. By supporting regular progress with these skills, teachers can ensure that students are mastering key metrics, such as the ability to independently comprehend and write about complex texts, which is directly linked to success in high school level work and beyond.

Sub-unit 1

Lesson 1: Seeing Silence

Writing | Response to Text

Skill: Showing

Reading | Literature

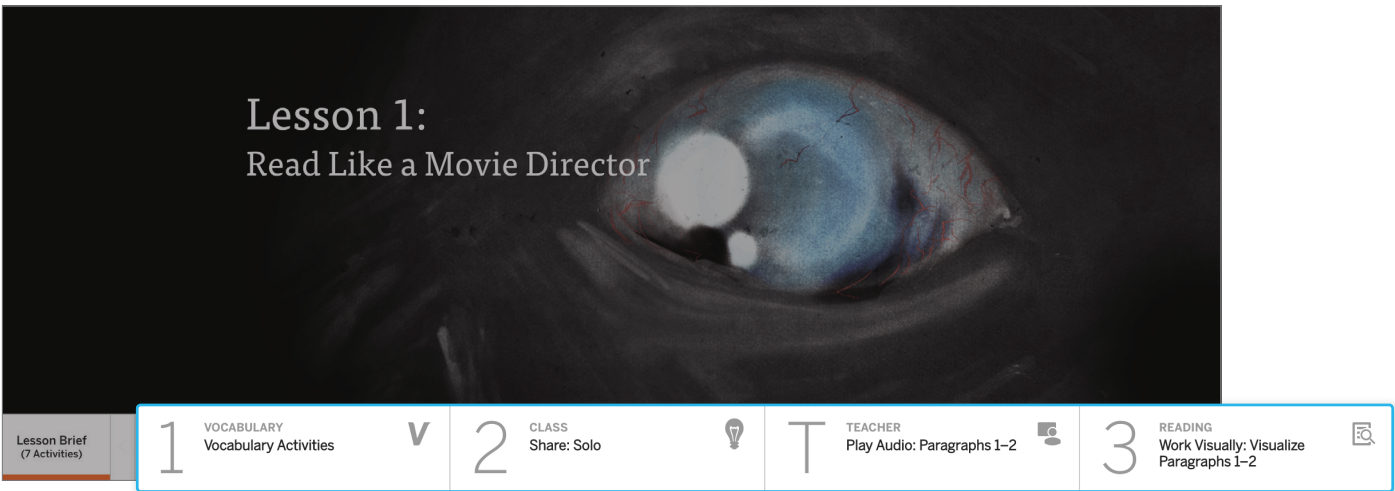
Skill: Select

Skill: Describe

CCSS.ELA-LITERACY.RL.7.1

Larger lesson map

We have improved the design of the lesson map so that students can more easily follow along while the teacher is projecting, even from the back of the room.

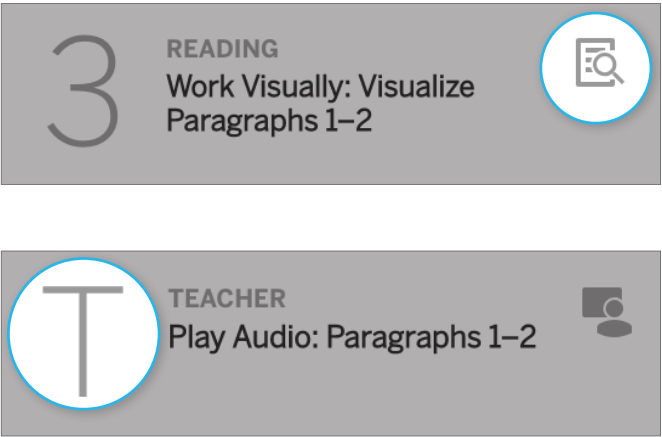


New icons in lesson map

New icons have been added to the Lesson Map to help teachers identify close reading activities and teacher-led activities.

The new close reading icon displays an illustration of text with a magnifying glass.

Teacher-led activities are now simply marked with a "T".



For more information, email ela@amplify.com or call (800) 823-1969.